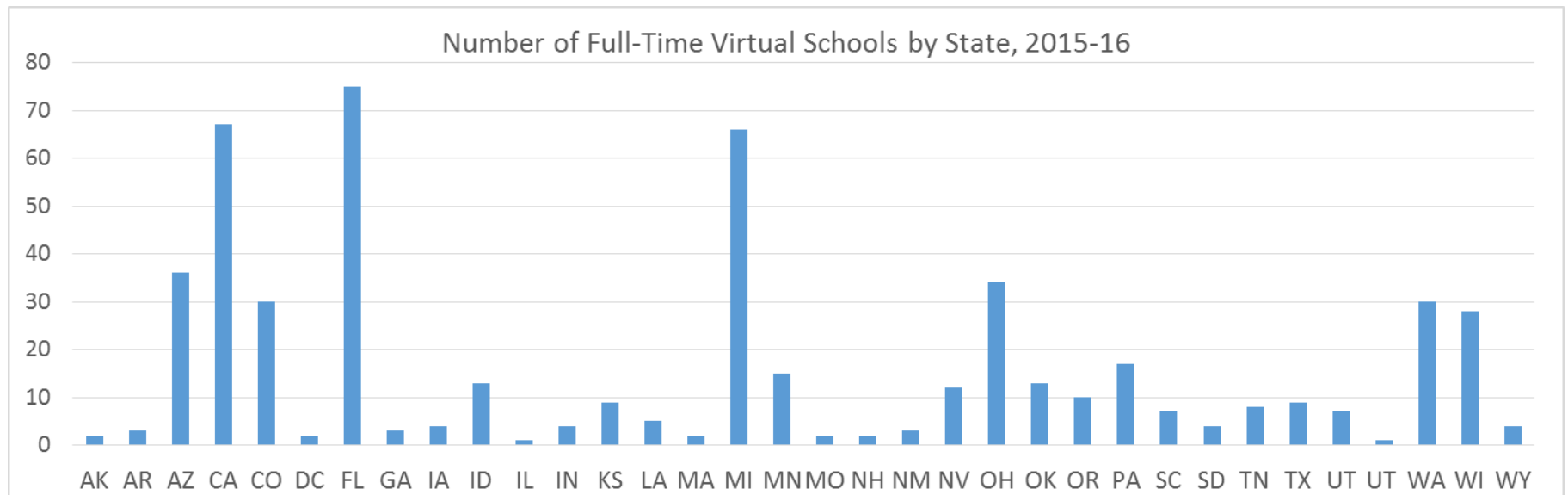
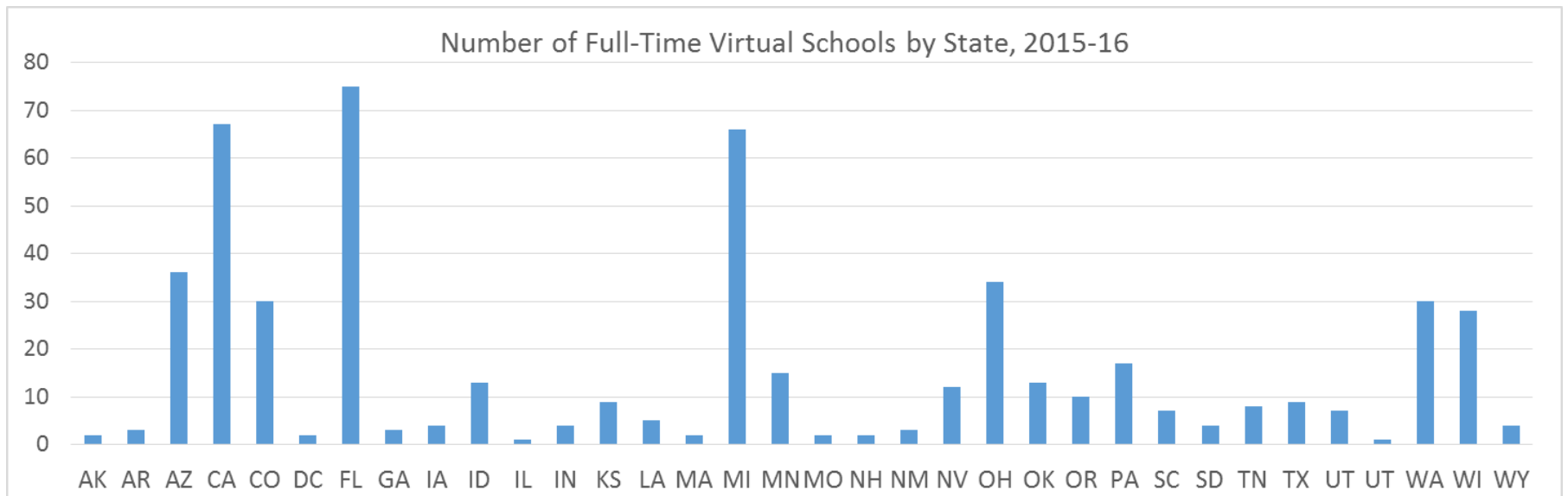
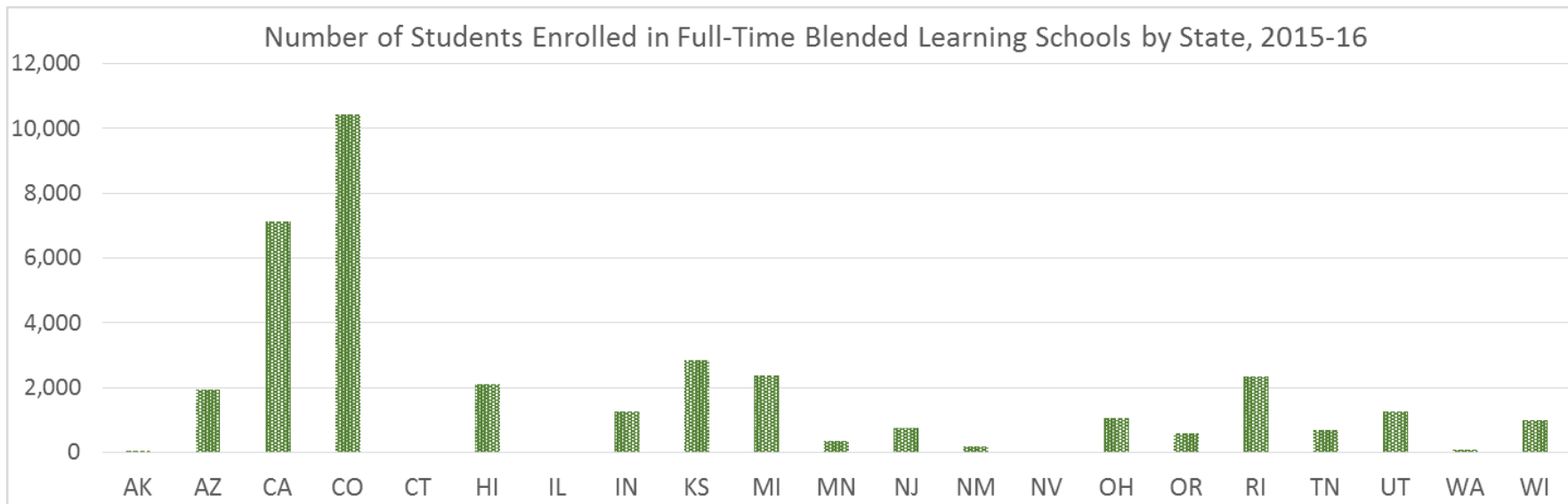
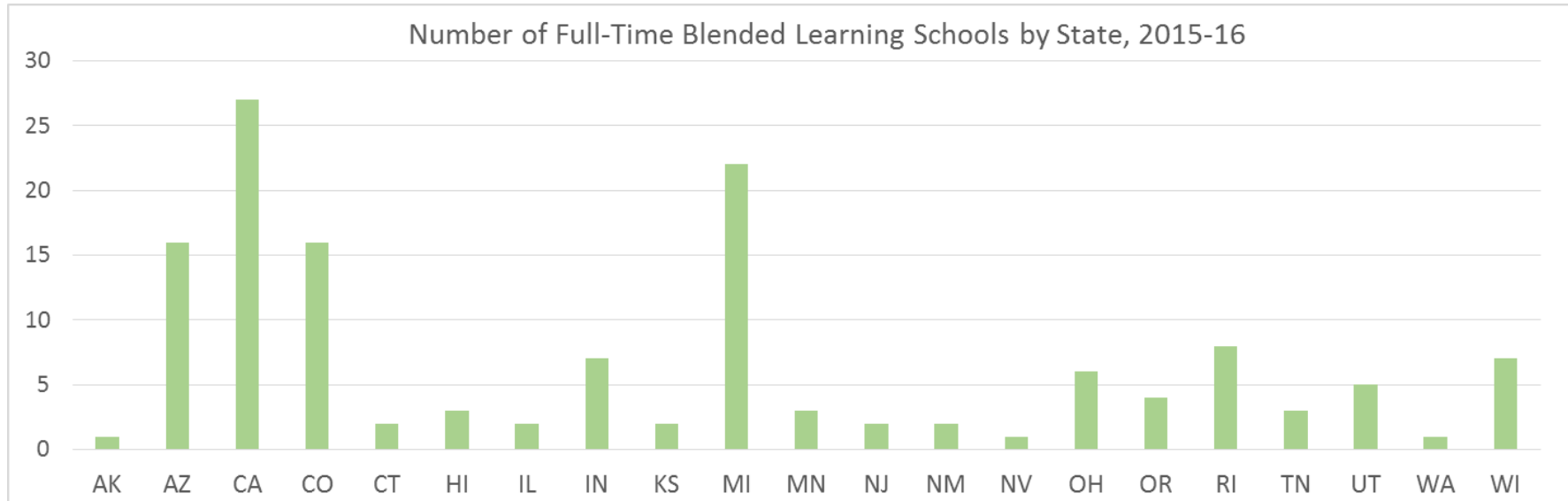


Appendix A1. Numbers of Full-time Virtual Schools and Students They Serve, by State



Appendix A2. Numbers of Blended Learning Schools and Students They Serve, by State



State	School Name	City	EMO	Year Founded	From Grade	To Grade	Charter School / District School	Enrollment					Student Ethnicity - Percentage by Category (2014-15)						
								2011-12	2012-13	2013-14	2014-15	2015-16	White	Black	Hispanic	Am. Indian	Asian	Pacific Islander	Mixed Race
MI	West Michigan Virtual - Battle Creek MS	Battle Creek	Independent	2013	6	8	District		25	31	27		61.3%	9.7%	6.5%	6.5%			16.1%
MN	North Branch PS Distance Learning Program	North Branch	Independent	1996	KG	12	District			40	39		97.5%						2.5%
MN	Trio Wolf Creek Distance Learning	Chisago City	Independent	2002	6	12	Charter	140	137	132	151	178	95.4%		2.0%	2.6%			
MN	Worthington VIBE	Worthington	Independent	2013	KG	12	District				38	125	89.5%		10.5%				
NJ	Merit Prep Charter School	Newark	Independent	2012	6	8	Charter			231	231	327	0.3%	92.4%	7.0%		0.3%		
NJ	Newark Prep Charter School	Newark	Independent	2012	9	11	Charter				278	448	0.4%	50.4%	25.9%	0.2%	0.7%		
NM	Rio Rancho Cyber Academy	Rio Rancho	Independent	2005	6	12	District					157	55.4%	1.3%	38.9%	1.3%	0.6%		2.5%
NM	Taos Cyber Magnet School	Taos	Independent	2005	9	12	District					23	17.4%	4.3%	60.9%	17.4%			
NV	Silver State Charter School	Carson City	Independent	2004	7	12	Charter	431	428	428	412		77.4%	0.7%	14.3%	2.7%	0.7%	0.5%	3.6%
OH	Canton City Digital Academy	Canton	Independent		7	12	District				121	103	52.8%	15.4%	17.1%	0.8%			13.8%
OH	Cleveland High School For The Digital Arts	Cleveland	Independent	2014	9	9	District					152	12.6%	77.9%	3.2%				6.3%
OH	Nexus Academy of Cleveland	Cleveland	Nexus Academy (Pearson)	2012	9	12	Charter				187	183	15.1%	75.9%		1.5%	1.0%	0.5%	6.0%
OH	Nexus Academy of Columbus	Columbus	Nexus Academy (Pearson)	2012	9	12	Charter				94	151	42.0%	41.2%		1.7%			15.1%
OH	Nexus Academy of Toledo	Toledo	Nexus Academy (Pearson)	2012	9	12	Charter				110	124	43.4%	45.0%	0.8%		1.6%		9.3%
OH	Virtual Schoolhouse	Cleveland	Independent	2004	KG	12	Charter				403	334	9.9%	90.1%					
OR	Crater Lake Academy	Eagle Point	Independent	2014	KG	12	Charter					200	84.8%		12.8%	1.8%		0.6%	
OR	Sheridan AllPrep Academy	Sheridan	Independent	2009	KG	12	Charter	91	61	89	135	135	80.6%		8.6%	3.2%		1.1%	6.5%
OR	Silvies River Charter School	Frenchglen	Independent	2008	KG	12	Charter					124	81.0%		4.3%	1.7%	0.9%		12.1%
OR	Winter Lakes Virtual Academy	Coquille	Independent		3	12	District				95	-	66.4%	0.9%	11.2%	6.5%			15.0%
RI	Blackstone Valley Prep Elementary	Cumberland	Independent	2002	KG	5	Charter					413							
RI	Blackstone Valley Prep Elementary 2	Lincoln	Independent	2002	KG	5	Charter					410							
RI	Blackstone Valley Prep High School	Cumberland	Independent	2002	9	9	Charter					184	30.8%	12.0%	52.2%		1.1%		3.8%
RI	Blackstone Valley Prep Mayoral Academy	Cumberland	Independent	2002	KG	10	Charter					171							
RI	Blackstone Valley Prep Middle School	Central Falls	Independent	2002	5	8	Charter					331							
RI	Highlander Charter School	Providence	Independent	2001	PK	11	Charter					458	6.8%	14.4%	58.7%	2.6%	1.5%		10.9%
RI	Shelia Skip Nowell Leadership Academy	Providence	Independent	2013	9	12	District					157	15.3%	16.6%	63.1%	0.6%	0.6%		3.8%
RI	Village Green Virtual	Providence	Independent	2013	9	11	Charter				133	208	27.1%	36.1%	35.5%		0.6%		0.6%
TN	Pathways in Education - Frayser Campus	Memphis	Pathways in Education	2014	7	12	District				221	221	5.4%	91.9%	1.8%	0.5%			0.5%
TN	Pathways in Education - Whitehaven Campus	Memphis	Pathways in Education	2014	7	12	District				46	46	2.2%	95.7%	2.2%				
TN	Rocketship Northeast Elementary	Nashville	Rocketship Education	2014	KG	4	Charter					439	7.5%	67.2%	23.9%	0.5%	0.2%		0.7%
UT	Alpine Online School	American Fork	Independent	2005	KG	8	District		359	335	268	221	91.2%	1.1%	1.9%	0.4%	2.7%	1.9%	0.8%
UT	Online School - Davis District	Farmington	Independent	2003	KG	8	District				32	30	88.5%		11.5%				
UT	Uintah Online School	Vernal	Independent		KG	8	District				77	63	98.3%			1.7%			
UT	Washington County Online High School	Saint George	Independent		7	12	District		79	168	158	216	92.3%	0.6%	4.1%	1.8%	0.6%		0.6%
UT	Washington County Online School	St George	Independent		KG	9	District		891	716	639	769	92.2%	0.8%	4.1%	0.2%	1.0%	1.7%	
WA	Edmonds eLearning Academy	Lynnwood	Independent	2007	9	12	District					81	78.0%		8.5%		3.7%	1.2%	8.5%
WI	21st Century eSchool	Middleton	Independent	2010	KG	12	Charter	79	89	443	47	56	77.2%	3.5%	10.5%		1.8%		7.0%
WI	Elkhorn Options Virtual Charter School	Elkhorn	Independent	2015	4	12	Charter					50	94.0%	3.0%	3.0%				
WI	George D. Warriner High School for Personalized Learn	Sheboygan	Independent	2007	9	12	Charter	115	123	128	127	116	74.0%	2.4%	18.9%		1.6%		3.1%
WI	George D. Warriner Middle School	Sheboygan	Independent	2011	6	8	Charter	27	43	55	125	67	62.9%	1.6%	27.4%		1.6%		6.5%
WI	Hayward Center for Individualized Learning	Hayward	Independent	2003	PK	12	Charter	102	115	114	153	200	87.6%	1.3%	2.6%	2.0%	2.6%		3.9%
WI	KM Global Charter School for Leadership and Innovativc	Wales	Independent	2011	9	12	Charter	30	45	43	61	71	90.2%		4.9%		3.3%		1.6%
WI	Rocketship Southside Community Prep	Milwaukee	Rocketship Education	2013	PK	5	Charter					305	2.0%	1.7%	94.6%		0.5%		1.2%

Appendix C1. Measures of School Performance: State Performance Ratings and Graduation Rates for Full-Time Virtual Schools

State	School Name	2014-15		Graduation Rates				
		State Rating	State Standards	2011	2012	2013	2014	2015
AK	Alaska Virtual Academy	Not rated		NA	NA			
AK	Fairbanks BEST	No Overall Rating Available		39%	45%		42%	51%
AR	Arkansas Virtual Academy Elementary	Overall School Status: Needs Improvement	Unacceptable	NA	NA			
AR	Arkansas Virtual Academy High	Overall School Status: Achieving	Acceptable					
AR	Arkansas Virtual Academy Middle	Overall School Status: Needs Improvement	Unacceptable	NA	NA			
AZ	Arizona Connections Academy	No Current School Report Card Data Available		51%	46%	38%		49%
AZ	Arizona Virtual Academy	No Current School Report Card Data Available		30%	29%	28%		26%
AZ	Chandler Online Academy	No Current School Report Card Data Available				100%		53%
AZ	Colorado River Union High School District-Online	No Current School Report Card Data Available				31%		20%
AZ	Cyber High School	No Current School Report Card Data Available						4%
AZ	Dysart iSchool	No Current School Report Card Data Available						53%
AZ	E-Institute at Acoma	No Current School Report Card Data Available				61%	61%	56%
AZ	E-institute at Avondale	No Current School Report Card Data Available				30%	30%	26%
AZ	E-Institute at Taylton	No Current School Report Card Data Available						10%
AZ	E-institute At Union Hills	Not rated				69%	69%	67%
AZ	E-Institute Charter High School at Buckeye	No Current School Report Card Data Available				56%	56%	56%
AZ	E-Institute Charter High School at Grovers	No Current School Report Card Data Available				96%	96%	82%
AZ	E-Institute Charter High School at Metro	No Current School Report Card Data Available				23%	23%	13%
AZ	eSchool	No Current School Report Card Data Available						
AZ	Flowing Wells Digital Campus	No Current School Report Card Data Available						36%
AZ	Insight Academy of Arizona	Not rated						
AZ	iSchool2020	No Current School Report Card Data Available			25%	27%		
AZ	Leading Edge Online Academy	No Current School Report Card Data Available						62%
AZ	Life Skills Center of Arizona Online Education Academy	No Current School Report Card Data Available						
AZ	Life Skills of Arizona Online Education Academy	Not rated					0%	
AZ	Mingus Online Academy	No Current School Report Card Data Available						45%
AZ	Mosaica Online High School of Arizona	No Current School Report Card Data Available						
AZ	Mosaica Online Of Arizona	No Current School Report Card Data Available			N/A	100%		
AZ	Pillar Academy Online	No Current School Report Card Data Available			67%	44%		71%
AZ	Primavera-Online	No Current School Report Card Data Available		75%	78%	77%		27%
AZ	Rsd Computerized Plus High School	No Current School Report Card Data Available			33%	35%		
AZ	RSD Computerized Plus Online Program	No Current School Report Card Data Available		38%	33%	35%		70%
AZ	Sequoia Choice Arizona Distance Learning	No Current School Report Card Data Available		37%	37%	28%		27%
AZ	Sunnyside Online Success Academy	No Current School Report Card Data Available						
AZ	Superstition Mountain On-Line School	No Current School Report Card Data Available						20%
AZ	Taylton Virtual High School Of Arizona	Not rated						
AZ	Tucson SD Distance Learning Program	No Current School Report Card Data Available		14%	59%	35%		15%
AZ	Vail Digital Learning Program	No Current School Report Card Data Available		100%	0%	100%		
AZ	White Mountain Institute Online	Not rated						43%
AZ	Wickenburg Virtual Academy	No Current School Report Card Data Available						47%
AZ	Yuma Online Distance Academy	Not rated						
CA	Academy of Arts and Sciences: Del Mar 6-12	Did not meet AYP	Unacceptable					
CA	Academy of Arts and Sciences: Del Mar K-5	Did not meet AYP	Unacceptable					
CA	Academy of Arts and Sciences: El Cajon 6-12	Did not meet AYP	Unacceptable					
CA	Academy of Arts and Sciences: El Cajon K-5	Did not meet AYP	Unacceptable					
CA	Academy of Arts and Sciences: Fresno	Did not meet AYP	Unacceptable					
CA	Academy of Arts and Sciences: Los Angeles 9-12	Did not meet AYP	Unacceptable					
CA	Academy of Arts and Sciences: Los Angeles K-8	Did not meet AYP	Unacceptable					
CA	Academy of Arts and Sciences: Oxnard & Ventura	Did not meet AYP	Unacceptable					
CA	Academy of Arts and Sciences: San Francisco	Not available for this school						
CA	Academy of Arts and Sciences: Sonoma	Did not meet AYP	Unacceptable					
CA	Academy of Arts and Sciences: Thousand Oaks & Simi Valley	Did not meet AYP	Unacceptable					
CA	California Connections Academy @ Central	Did not meet AYP	Unacceptable					
CA	California Connections Academy @ North Bay	Did not meet AYP	Unacceptable					
CA	California Connections Academy @ Ripon	Did not meet AYP	Unacceptable					
CA	California Prep Sutter 8-12	Not rated						
CA	California Prep Sutter K-7	Not rated						
CA	California Preparatory Academy	Did not meet AYP	Unacceptable					
CA	California STEAM	Not rated						
CA	California Virtual Academy at Fresno	Did Meet AYP	Acceptable					
CA	California Virtual Academy at Jamestown	Did not meet AYP	Unacceptable	NA	65%			
CA	California Virtual Academy at Kings	Did not meet AYP	Unacceptable	NA	37%			
CA	California Virtual Academy at Los Angeles	Did not meet AYP	Unacceptable	27%	43%			
CA	California Virtual Academy at Maricopa	Did not meet AYP	Unacceptable					
CA	California Virtual Academy at Maricopa High	Not rated						
CA	California Virtual Academy at San Diego	Did not meet AYP	Unacceptable	23%	37%			
CA	California Virtual Academy at San Mateo	Did not meet AYP	Unacceptable	30%	43%			
CA	California Virtual Academy at Santa Ysabel	Not rated		NA	14%			
CA	California Virtual Academy at Sonoma	Did not meet AYP	Unacceptable	23%	40%			
CA	Capistrano Connections Academy	Did not meet AYP	Unacceptable	57%	55%			
CA	Clovis Online School	Did not meet AYP	Unacceptable	50%	36%			
CA	Community Collaborative Charter-Agua Dulce	Did not meet AYP	Unacceptable					
CA	Community Collaborative Charter-Twin Rivers	Did not meet AYP	Unacceptable					
CA	Deep Creek Academy	Did Meet AYP	Acceptable					
CA	Delta Home Charter	Not available for this school						
CA	Delta Keys Charter	Not available for this school						
CA	Desert Sands Charter	Did not meet AYP	Unacceptable					
CA	Educational Training Center	Did Meet AYP	Acceptable					
CA	Epic Charter School	Did Meet AYP	Acceptable					
CA	Green Valley Independent Study	Did Meet AYP	Acceptable					
CA	Hornbrook Elementary	Did Meet AYP	Acceptable					
CA	Insight School of California: San Diego	Did Meet AYP	Acceptable					
CA	Inspire Charter School - South	Not available for this school						

State	School Name	2014-15		Graduation Rates				
		State Rating	State Standards	2011	2012	2013	2014	2015
CA	iQ Academy California - Los Angeles	Did not meet AYP	Unacceptable	50%	16%			
CA	Los Angeles County Online High School	Did not meet AYP	Unacceptable	22%	26%			
CA	Mid Valley Alternative Charter	Did Meet AYP	Acceptable					
CA	Mokelumne High (Continuation)	Did Meet AYP	Acceptable					
CA	National University Academy - Lakeside Union	Did Meet AYP	Acceptable		33%			
CA	National University Academy - Orange Center	Did Meet AYP	Acceptable					
CA	Oasis High (Alternative)	Did Meet AYP	Acceptable					
CA	Pivot Charter School - Riverside County	Did Meet AYP	Acceptable	NA	NA			
CA	Pivot Charter School - San Diego	Did not meet AYP	Unacceptable	29%	43%			
CA	Pivot Charter School- Riverside II	Not rated						
CA	Pivot Online Charter - North Bay	Did not meet AYP	Unacceptable	NA	7%			
CA	River Delta High/Elementary (Alternative)	Did Meet AYP	Acceptable					
CA	Riverside Virtual	Did Meet AYP	Acceptable		28%			
CA	San Diego Virtual	Did not meet AYP	Unacceptable	NA	31%			
CA	SIATech Academy South	Did Meet AYP	Acceptable					
CA	Silicon Valley Flex Academy	Did Meet AYP	Acceptable					
CA	Sky Mountain Charter	Did not meet AYP	Unacceptable		89%			
CA	Valiant Academy of Los Angeles	Not rated						
CA	Valley View Charter Prep	Did Meet AYP	Acceptable					
CO	Academy Online High School	No Overall Rating Available		37%	NA	31%		
CO	ACHIEVE Online	No Overall Rating Available		NA	17%	25%		
CO	APS Online	No Overall Rating Available		14%	12%	29%		
CO	Boulder Universal	No Overall Rating Available		53%	52%	42%		
CO	Branson School Online	No Overall Rating Available		34%	39%	57%		
CO	Calvert Academy K-8 Online	Not rated		NA	NA			
CO	Canon Online Academy	No Overall Rating Available						
CO	Center Virtual Academy	No Overall Rating Available		NA	NA	25%		
CO	Colorado Connections Academy	No Overall Rating Available		55%	42%	50%		
CO	Colorado Digital Academy - Elementary	No Overall Rating Available						
CO	Colorado Digital Academy - Middle	No Overall Rating Available						
CO	Colorado Virtual Academy	No Overall Rating Available		22%	22%	30%		
CO	eDCSD Colorado Cyberschool	No Overall Rating Available		24%	42%			
CO	Edison Academy	No Overall Rating Available		85%	50%	48%		
CO	Elevate Academy	No Overall Rating Available						
CO	Engage Online Academy	No Overall Rating Available			NA	20%		
CO	Grande River Virtual Academy Elem	No Overall Rating Available		NA	NA	40%		
CO	Grande River Virtual Academy Secondary	Not rated						
CO	Great Plains Academy	No Overall Rating Available			NA	100%		
CO	Insight School of Colorado	No Overall Rating Available		13%	17%	15%		
CO	Monte Vista On-Line Academy	No Overall Rating Available		44%	48%	48%		
CO	Peak Virtual Academy	No Overall Rating Available				0%		
CO	Pike's Peak Online School	Not rated						
CO	Provost Academy Colorado	Not rated		5%	18%	19%		
CO	Southwest Colorado E-school	No Overall Rating Available		NA	NA	27%		
CO	St. Vrain Online Global Academy	No Overall Rating Available		NA	14%	12%		
CO	Thompson Online	Not rated		NA	NA	39%		
CO	Vilas Online	No Overall Rating Available		42%	26%	34%		
CO	World Academy	No Overall Rating Available		NA	NA	50%		
DC	Friendship PCS Online	Not available						
FL	Alachua Eschool Virtual Franchise	Overall Rating: C	Unacceptable					
FL	Alachua Virtual Instruction Program: District Provided	Overall Rating: D	Unacceptable					
FL	Bay Virtual Instruction Franchise	Incomplete						
FL	Bay Virtual Instruction Program	Not rated		NA	NA			
FL	Brevard Virtual Eschool	Not rated						
FL	Brevard Virtual Franchise	Overall Rating: B	Acceptable					
FL	Broward Virtual Franchise	Overall Rating: A	Acceptable					
FL	Calhoun Virtual Instruction Program	Not rated				NA		
FL	Calhoun Virtual Instruction Program: District Provided	Not rated						
FL	Charlotte Virtual Franchise	Overall Rating: B	Acceptable					
FL	Clay Virtual Academy	Not rated						
FL	Clay Virtual Franchise	Incomplete						
FL	Clay Virtual Instruction Program	Not rated						
FL	Collier Virtual Instruction Program	Not rated		NA	NA			
FL	Duval Virtual Academy Franchise	Not rated						
FL	Duval Virtual Instruction Academy	Overall Rating: C	Unacceptable					
FL	Escambia Virtual Academy Franchise	Overall Rating: B	Acceptable					
FL	Escambia Virtual Instruction Program	Not available for this school		NA	NA			
FL	Flagler Virtual Instruction Program	Not rated						
FL	Florid Virtual School Full Time 9-12	Overall Rating: B	Acceptable					
FL	Florid Virtual School Full Time K-8	Overall Rating: C	Unacceptable					
FL	Florida Virtual Academy At Broward County	Incomplete						
FL	Florida Virtual Academy At Clay	Incomplete						
FL	Florida Virtual Academy At Duval County	Incomplete						
FL	Florida Virtual Academy At Hillsborough County	Incomplete						
FL	Florida Virtual Academy At Osceola County	Incomplete						
FL	Florida Virtual Academy At Palm Beach County	Incomplete						
FL	Florida Virtual Academy At Pasco	Incomplete						
FL	Florida Virtual Academy At Pinellas Charter School	Incomplete						
FL	Hillsborough Virtual Franchise High School	Not rated						
FL	Hillsborough Virtual Instruction Program	Not rated						
FL	Hillsborough Virtual School	Overall Rating: A	Acceptable					
FL	Lake Virtual Franchise	Not rated						
FL	Lake Virtual Instruction Program	Not rated			NA			
FL	Lake Virtual Instruction Program: District Provided	Not rated						
FL	Lee County Virtual Franchise	Overall Rating: A	Acceptable					
FL	Lee County Virtual Instruction Program	Not rated			NA			

State	School Name	2014-15		Graduation Rates				
		State Rating	State Standards	2011	2012	2013	2014	2015
FL	Lee County Virtual Instruction Program: District Provided	Overall Rating: B	Acceptable					
FL	Leon County Virtual School Franchise	Overall Rating: A	Acceptable					
FL	Madison Virtual Instruction Program	Not rated						
FL	Manatee Virtual Franchise	Incomplete						
FL	Manatee Virtual Instruction Program	Not rated			NA			
FL	Marion Elearning	Overall Rating: C	Unacceptable					
FL	Marion Virtual Franchise	Overall Rating: F	Unacceptable					
FL	Miami-dade Online Academy- Virtual Instruction Program	Not rated						
FL	Mosaic Digital Academy (St. Lucie Virtual Franchise)	Not rated						
FL	Mosaic Digital Academy Lower School	Overall Rating: C	Unacceptable					
FL	Mosaic Digital Academy Upper School (St. Lucie Virtual Fran	Overall Rating: B	Acceptable					
FL	OCVS Digital Academy	Overall Rating: A	Acceptable					
FL	Okaloosa Online Non Franchised	Incomplete						
FL	Okaloosa Virtual Franchise	Not rated						
FL	Okaloosa Virtual Instruction Program	Not rated						
FL	Orange County Virtual Franchise	Not available for this school						
FL	Orange County Virtual Instruction Program	Not available for this school			NA			
FL	Osceola Virtual Franchise 6-12	Incomplete						
FL	Osceola Virtual Instruction Program	Not available for this school			NA			
FL	Palm Beach Virtual Franchise	Overall Rating: A	Acceptable					
FL	Palm Beach Virtual Instruction Program	Not available for this school						
FL	Pasco Eschool-virtual Franchise	Overall Rating: B	Acceptable					
FL	Pasco Virtual Instruction Program	Not rated			NA			
FL	Pasco Virtual Instruction Program: District Provided	Overall Rating: C	Unacceptable					
FL	Pinellas Virtual Instruction Program	Not rated		15%	NA			
FL	Pinellas Virtual K-12	Overall Rating: C	Unacceptable		NA			
FL	Polk Full Time Eschool	Not available for this school						
FL	Polk Virtual Instruction Program	Not available for this school		NA	NA			
FL	Santa Rosa Virtual Franchise	Overall Rating: A	Acceptable					
FL	Sarasota Virtual Instruction Program	Not rated		59%	NA			
FL	Seminole Academy of digital Learning	Not rated						
FL	Seminole County Virtual Franchise	Overall Rating: A	Acceptable					
FL	Seminole Virtual Instruction Program	Not rated						
FL	St. Johns Virtual Franchise	Overall Rating: A	Acceptable					
FL	St. Johns Virtual Instruction Program K-8	Not rated		73%	NA			
FL	St. Lucie Virtual Instruction Program	Not rated		NA	NA			
FL	Volusia County Virtual Instruction Program	Not rated		NA	NA			
GA	Georgia Connections Academy	Not rated						
GA	Georgia Cyber Academy	Not rated						
GA	Provost Academy Georgia	Not rated			8%	9%	8%	
IA	Iowa Connections Academy Elementary	Unable to Rate		NA	NA	NA		
IA	Iowa Connections Academy High School	Unable to Rate		NA	NA	64%		56%
IA	Iowa Connections Academy Middle School	Unable to Rate		NA	NA	NA		
IA	Iowa Virtual Academy	Unable to Rate		NA	NA	NA		36%
ID	Another Choice Virtual School	No overall Rating Available		93%	44%	NA		24%
ID	Bonneville District Virtual Academy-Elem	No overall Rating Available						0%
ID	Bonneville District Virtual Academy-High School	No overall Rating Available						32%
ID	Idaho Connects Online Alternative School	Not rated						
ID	Idaho Connects Online School	No overall Rating Available		43%	NA			45%
ID	Idaho Distance Education Academy	No overall Rating Available			NA			81%
ID	Idaho Virtual Academy	No overall Rating Available			NA			33%
ID	Idaho Virtual Academy Alternative High School	Not rated						
ID	INSPIRE	No overall Rating Available			NA			39%
ID	iSucceed Virtual High School	No overall Rating Available		32%	25%			19%
ID	Kootenai Bridge Academy	No overall Rating Available		46%	NA			28%
ID	Richard Mckenna Alternative Charter High	Not rated						
ID	Richard Mckenna Charter High	No overall Rating Available		90%	NA			20%
IL	Chicago Virtual Charter School	Not available for this school						2%
IN	Achieve Virtual Education Academy	Overall Rating: D	Unacceptable	43%	47%		60%	35%
IN	Hoosier Academy Virtual School	Overall Rating: F	Unacceptable	0%	26%		17%	21%
IN	Indiana Connections Academy	Overall Rating: D	Unacceptable	49%	34%		48%	49%
IN	Indiana Virtual School	Not available for this school		NA	NA	NA	15%	18%
KS	21st Century Learning Academy	No overall Rating Available						22%
KS	Insight School of KS at Hilltop Education Center	No overall Rating Available		24%	22%			24%
KS	Kansas Connections Academy	No overall Rating Available		58%	63%		63%	59%
KS	Kansas Virtual Academy	No overall Rating Available				NA		53%
KS	Lawrence Virtual School	No overall Rating Available		NA	NA	NA		59%
KS	Learning2 eSchool of Wichita	No overall Rating Available						52%
KS	Leavenworth Virtual School	No overall Rating Available		NA	NA	NA		89%
KS	Smoky Valley Virtual Charter School	No overall Rating Available		33%	59%	NA		44%
KS	SouthWinds Academy	No overall Rating Available						67%
LA	Louisiana Connections Academy	Overall Rating: C SPS: 75.6	Unacceptable					62%
LA	Louisiana Virtual Charter Academy	Overall Rating: D SPS: 62.6	Unacceptable					29%
LA	Pathways In Education - Louisiana INC.	Overall Rating: F SPS: 33.0	Unacceptable					8%
LA	Pathways in Education - North Market	Overall Rating: F SPS: 29.7	Unacceptable					
LA	Virtual Academy Of Lafourche	Overall Rating: D SPS: 66.1	Unacceptable					76%
MA	Massachusetts Virtual Academy at Greenfield	Overall Rating: Level 3	Unacceptable		80%			22%
MA	TEC Connections Academy Commonwealth Virtual School	Overall Rating: Level 3	Unacceptable					24%
MI	Airport Virtual Academy	Green	Acceptable					
MI	Bangor Township Virtual School	Orange; 428.5 EBRW Score Average	Unacceptable					
MI	Berrien Springs Virtual Academy	Green	Acceptable		NA	100%		
MI	Big Rapids Virtual School	Green; 418.2 EBRW Score Average	Acceptable		22%	0%		
MI	Buchanan Step Up	Not listed in state report cards						
MI	Buchanan Virtual Academy	Yellow	Acceptable					
MI	Capac Virtual School Education Program	Yellow	Acceptable		0%	100%		
MI	Cheboygan Virtual Academy	Yellow; 401.4 EBRW Score Average	Acceptable					

State	School Name	2014-15		Graduation Rates				
		State Rating	State Standards	2011	2012	2013	2014	2015
MI	Climax-Scotts Virtual Academy	Red	Unacceptable					
MI	Clintondale Virtual Academy	Red; 472.5 EBRW Score Average	Unacceptable					
MI	Dearborn Heights Virtual Academy	Green	Acceptable	0%	23%	44%		
MI	Downriver Virtual Academy	Red	Unacceptable					
MI	Fitzgerald Virtual Academy	Red; 401.8 EBRW Score Average	Unacceptable					
MI	Flat Rock Airport Virtual Academy	Yellow; 463.3 EBRW Score Average	Acceptable					
MI	Fowlerville Online Learning Academy	Yellow; 454 EBRW Score Average	Acceptable	25%	17%	11%		
MI	Gobles Virtual Academy	Green	Acceptable					
MI	Grand Haven Cyber School	Green; 490.8 EBRW Score Average	Acceptable					
MI	Great Lakes Cyber Academy	Yellow; 482 EBRW Score Average	Acceptable					
MI	Great Lakes Online School - Ovid-Elsie	Yellow	Acceptable					
MI	Gull Lake Virtual School	Red	Unacceptable	0%	NA	17%		
MI	Hanover-Horton Virtual School	Yellow	Acceptable	100%	0%	75%		
MI	Harper Woods Virtual Academy	Yellow; 445.8 EBRW Score Avg	Acceptable					
MI	Hartland Virtual Academy	Red	Unacceptable	0%	0%	0%		
MI	Hazel Park Michigan Online High School	Not listed in state report cards; 405.3 EBRW Score Average						
MI	Holton Virtual Academy	Yellow	Acceptable					
MI	Icademy Global	Red; 537 EBRW Score Average	Unacceptable					
MI	Insight School of Michigan	Red; 440.7 EBRW Score Average	Unacceptable					
MI	Jenison International Academy	Lime; 529.6 EBRW Score Average	Acceptable					
MI	Lake Huron Virtual & Hybrid High School	Yellow	Acceptable	0%	0%	0%		
MI	LifeTech Academy	Red; 496 EBRW Score Average	Unacceptable					
MI	Mackinac Preparatory Academy	Yellow	Acceptable					
MI	Madison Virtual Academy	Red	Unacceptable		75%	29%		
MI	Maple Grove Alternative High School	Yellow; 446.8 EBRW Score Average	Acceptable					
MI	Michigan Connections Academy	Orange; 497.7 EBRW Score Average	Unacceptable	20%	25%	60%		
MI	Michigan Cyber Academy - Hazel Park	Green	Acceptable					
MI	Michigan Great Lakes Virtual Academy	Lime; 483.5 EBRW Score Average	Acceptable					
MI	Michigan Virtual Charter Academy	Red; 494.7 EBRW Score Average	Unacceptable	0%	37%	29%		
MI	Mosaica Online Academy of Michigan	Not rated						
MI	Oak Park Virtual Academy	Red; 396.4 EBRW Score Average	Unacceptable					
MI	Oxford Virtual Academy	Yellow; 499.7 EBRW Score Average	Acceptable	80%	25%	68%		
MI	Regents Academy	Red	Unacceptable					
MI	Romulus Airport Virtual Academy	Orange	Unacceptable					
MI	South Central Michigan Virtual	Red	Unacceptable					
MI	SouthEast Michigan Cyber Academy	Red	Unacceptable		7%	4%		
MI	St. Charles Virtual School	Green	Acceptable					
MI	Suttons Bay Virtual School	Red; 451 EBRW Score Average	Unacceptable	14%	0%	6%		
MI	Taylor Virtual Learning Academy	Red; 436.5 EBRW Score Average	Unacceptable	50%	36%	16%		
MI	Tecumseh Virtual Academy	Yellow	Acceptable					
MI	Unified Middle Virtual/Cyber Academy	Red	Unacceptable					
MI	Virtual Learning Academy Consortium	Not listed in state report cards			32%			
MI	Virtual Learning Academy of St. Clair County	Orange	Unacceptable	22%	50%	29%		
MI	Washtenaw Alliance for Virtual Education	not listed in state report cards						
MI	Way Michigan	Yellow	Acceptable					
MI	West Michigan Virtual - Edmore/Montabella/Vestaburg	Not listed in state report cards						
MI	West Michigan Virtual - Escanaba	Not listed in state report cards						
MI	West Michigan Virtual - Howard City/Tri County	Not listed in state report cards						
MI	West Michigan Virtual - Ionia	Not listed in state report cards						
MI	West Michigan Virtual - Lakeview	Not listed in state report cards						
MI	West Michigan Virtual - Menominee	Not listed in state report cards						
MI	West Michigan Virtual - Stanton/Central Montcalm	Not listed in state report cards						
MI	West Michigan Virtual - Three Rivers	Not listed in state report cards						
MI	Westwood Cyber High School	Not Rated; 415.3 EBRW Score Average		3%	11%	11%		
MN	Academic Excellence Online	Not available for this school						
MN	BlueSky Online Charter School	MMR: 21.22	Unacceptable					21%
MN	Cyber Village Academy	MMR: 73.97	Acceptable	NA	NA	NA		57%
MN	EdVisions Off Campus School	MMR: 18.72	Unacceptable	10%	16%	16%		33%
MN	eMinnesota Online Academy	Not available for this school		NA	NA	NA		
MN	Insight School of Minnesota	MMR: 28.99	Unacceptable		20%			26%
MN	iQ Academy Minnesota	MMR: 29.72	Unacceptable	26%	28%	29%		20%
MN	Link12	MMR: 41.44	Unacceptable					
MN	Minneapolis On Line Learning	Not available for this school		NA	NA	13%		16%
MN	Minnesota Connections Academy	MMR: 27.83	Unacceptable	62%	51%	49%		54%
MN	Minnesota Online High School	Not available for this school		27%	24%	39%		29%
MN	Minnesota Virtual Academy	MMR: 39.78	Unacceptable	31%	37%	35%		35%
MN	Online 728 High School	MMR: 21.22	Unacceptable					62%
MN	Saints Online	Not available for this school						0%
MN	Virtual High School	MMR: 36.96	Unacceptable	17%	19%	21%		25%
MO	MOVIP 6-12	No Overall Rating Available						
MO	MOVIP K-5	No Overall Rating Available						
NH	Virtual Learning Academy	Not rated						
NH	Virtual Learning Academy Charter School	No Overall Rating Available			NA			
NM	Ecademy Virtual High School	Overall Rating: F	Unacceptable					18%
NM	New Mexico Connections Academy	Overall Rating: F	Unacceptable					42%
NM	New Mexico Virtual Academy	Overall Rating: D	Unacceptable					39%
NV	Alpine Academy	No Current School Report Card Data Available						100%
NV	Beacon Academy of Nevada	No current School Report Card Data Available		16%	14%	38%	57%	53%
NV	Clark County Virtual High School Distance	No Current School Report Card Data Available		65%	56%	71%		0%
NV	Delta Academy	No Current School Report Card Data Available		23%	6%	NA	16%	17%
NV	Nevada Connections Academy	No Current School Report Card Data Available		27%	36%	34%	37%	36%
NV	Nevada Learning Academy	No Current School Report Card Data Available						58%
NV	Nevada Virtual Academy	No Current School Report Card Data Available		32%	37%	52%	57%	64%
NV	North Star Online School	No Current School Report Card Data Available						65%
NV	Odyssey Charter High School	No Current School Report Card Data Available		46%	38%	NA	52%	59%
NV	Odyssey Charter School 6-8	No Current School Report Card Data Available		NA	NA	NA		0%

State	School Name	2014-15		Graduation Rates				
		State Rating	State Standards	2011	2012	2013	2014	2015
NV	Odyssey Charter School K-5	No Current School Report Card Data Available		NA	NA	NA		0%
NV	Washoe Online Learning for the Future	Not rated		20%	NA	NA		
OH	Akron Digital Academy	Not rated		21%	18%			
OH	Alternative Education Academy	No Overall Rating Available		20%	25%	27%		19%
OH	Auglaize County Educational Virtual Academy	Not rated		55%	50%			
OH	Buckeye Online School for Success	No Overall Rating Available		36%	44%	45%		53%
OH	Cardington Lincoln Local Digital Academy	Not rated		17%	NA			
OH	Electronic Classroom of Tomorrow	No Overall Rating Available		31%	35%	38%	38%	40%
OH	Fairborn Digital Academy	No Overall Rating Available		36%	43%			
OH	Findlay Digital Academy	No Overall Rating Available		38%	52%			
OH	GOAL Digital Academy	No Overall Rating Available		15%	23%			
OH	Greater Ohio Virtual School	No Overall Rating Available		45%	44%			
OH	Insight Schol of Ohio	No Overall Rating Available				NA		23%
OH	Lakewood Digital Academy	No Overall Rating Available		29%	39%	33%		
OH	Lancaster Digital Academy	Not rated		28%	NA			
OH	London Academy	No Overall Rating Available		18%	24%			
OH	Lorain K-12 Digital Academy	No Overall Rating Available						28%
OH	Mahoning Unlimited Classroom	No Overall Rating Available		20%	17%			
OH	Marion City Digital Academy	No Overall Rating Available		7%	8%	2%		
OH	Massillon Digital Academy	No Overall Rating Available		39%	37%			
OH	Mosaica Online Academy	Not rated				NA		
OH	Newark Digital Academy	No overall Rating Available		30%	29%	55%		
OH	Ohio Connections Academy	No overall Rating Available		40%	55%			72%
OH	Ohio Distance & Electronic Learning Academy	No overall Rating Available		NA	NA			
OH	Ohio Virtual Academy	No overall Rating Available		34%	42%	37%		53%
OH	Pleasant Community Digital	No overall Rating Available						
OH	Provost Academy Ohio	No overall Rating Available				NA		16%
OH	Quaker Digital Academy	Not rated		30%	33%			
OH	Southwest Licking Digital Academy	No overall Rating Available		36%	39%	68%		39%
OH	Treca Digital Academy	Not rated		16%	17%			
OH	Virtual Community School of Ohio	No overall Rating Available		18%	22%	21%		15%
OH	Virtual High School	No overall Rating Available						19%
OH	West Central Learning Academy	No overall Rating Available		45%	39%	59%		46%
OH	Youngstown Virtual Academy	No overall Rating Available						25%
OK	ABLE Charter School 6-8	Not available for this school						
OK	ABLE Charter School 9-12	Not available for this school						
OK	Epic One on One Virtual 6-8	Overall Rating: C	Acceptable					
OK	Epic One on One Virtual 9-12	Overall Rating: D+	Unacceptable					
OK	Epic One on One Virtual PK-5	Overall Rating: D+	Unacceptable					
OK	Insight School of Oklahoma 6-8	Overall Rating: F	Unacceptable					
OK	Insight School of Oklahoma 9-12	Overall Rating: F	Unacceptable					
OK	Oklahoma Connections Academy 6-8	Overall Rating: C-	Acceptable					
OK	Oklahoma Connections Academy 9-12	Overall Rating: D+	Unacceptable					
OK	Oklahoma Connections Academy K-5	Overall Rating: F	Unacceptable					
OK	Oklahoma Virtual Charter Academy 6-8	Overall Rating: D	Unacceptable					
OK	Oklahoma Virtual Charter Academy 9-12	Overall Rating: F	Unacceptable					
OK	Oklahoma Virtual Charter Academy K-5	Overall Rating: F	Unacceptable	NA	NA	45%		
OR	Baker Web Academy	No Overall Rating Available		12%	18%	19%		
OR	Clackamas Web Academy	No Overall Rating Available		39%	53%	54%		
OR	Estacada Web Academy	Not rated		19%	16%	27%		
OR	Hillsboro Online Academy	No Overall Rating Available						
OR	Insight School of Oregon	No Overall Rating Available						
OR	Metro East Web Academy	No Overall Rating Available						
OR	Oregon Connections Academy	No overall Rating Available		34%	45%	49%		
OR	Oregon Virtual Academy	No overall Rating Available		NA		NA		
OR	Oregon Virtual Education	No overall Rating Available						
OR	Paisley School Distance Learning Program	No overall Rating Available						
PA	21st Century Cyber Charter School	Building Level Academic Score: 62.1	Unacceptable	66%	67%	65%		67%
PA	Achievement House Cyber Charter School	Building Level Academic Score: 54.5	Unacceptable		42%	49%		36%
PA	ACT Academy Cyber CS	Building Level Academic Score: 40	Unacceptable		NA	3%		25%
PA	Agora Cyber Charter School	Building Level Academic Score: 37.7	Unacceptable	49%	44%	50%		46%
PA	ASPIRA Bilingual Cyber Charter School	Building Level Academic Score: 40.4	Unacceptable	NA	47%	20%		68%
PA	Central Pennsylvania Digital Learning Foundation Charter School	Building Level Academic Score: 47.6	Unacceptable	32%	40%	42%		27%
PA	Commonwealth Connections Academy	Building Level Academic Score: 47.5	Unacceptable		80%	75%		73%
PA	Education Plus Academy Cyber CS	Building Level Academic Score: 67.9	Unacceptable		NA	NA		
PA	Esperanza Cyber CS	Building Level Academic Score: 51.4	Unacceptable		NA	NA		
PA	Greater Johnstown School District's Cyber Academy	Building Level Academic Score: 41.4	Unacceptable					
PA	PA Distance Learning Charter School	Building Level Academic Score: 54.1	Unacceptable	51%	70%	55%		34%
PA	PA Leadership Charter School	Building Level Academic Score: 57.4	Unacceptable	88%	91%	86%		70%
PA	PA Virtual Charter School	Building Level Academic Score: 49.8	Unacceptable	66%	73%	73%		77%
PA	Pennsylvania Cyber Charter School	Building Level Academic Score: 52.5	Unacceptable					58%
PA	SusQ-Cyber Charter School	Building Level Academic Score: 49.5	Unacceptable	32%	NA	29%		25%
PA	The SD of Philadelphia Virtual Academy	Building Level Academic Score: 49.1	Unacceptable					14%
SC	Cyber Academy of South Carolina	No Overall Rating Available						
SC	Provost Academy South Carolina	No Overall Rating Available		13%	23%	31%		45%
SC	South Carolina Calvert Academy	No overall Rating Available		N/A	NA	NA		
SC	South Carolina Connections Academy	No overall Rating Available		35%	31%	31%		59%
SC	South Carolina Virtual Charter School	No overall Rating Available		18%	24%	NA		34%
SC	South Carolina Whitmore School	No overall Rating Available						29%
SD	Canton Virtual High School	Not rated						
SD	Chester Area Cyber School	46.56-Progressing						44%
SD	Oglala Lakota County Virtual High School	23.2-To be determined						47%
SD	Shannon County Virtual High School	Not rated						
TN	Bradley County Virtual School	No current School Report Card Data Available			50%	87%		65%
TN	Hamilton County Virtual School	No current School Report Card Data Available			20%			
TN	Memphis Virtual School	No current School Report Card Data Available		4%	19%			27%

State	School Name	2014-15		Graduation Rates				
		State Rating	State Standards	2011	2012	2013	2014	2015
TN	Metro Nashville Virtual School	No current School Report Card Data Available		89%	60%	55%		64%
TN	Robertson County Virtual School	No current School Report Card Data Available		57%	100%			100%
TN	Tennessee Online Public School	No current School Report Card Data Available			NA	NA		78%
TN	Tennessee Virtual Academy	Not rated		NA	NA	NA		
TN	Tennessee Virtual On-Line School	Not rated			NA	NA		
TX	Advanced Virtual Academy-Houston	Improvement Required	Unacceptable	NA	NA	NA		16%
TX	iScholars Magnet Academy of Red Oak ISD	Not rated						
TX	iUniversity Prep	Met Standard	Acceptable					
TX	Texarkana ISD Virtual Academy	Not rated			NA	NA		
TX	Texas Connections Academy @ Houston	Improvement Required		NA	NA	NA		
TX	Texas Online Preparatory Elementary School	Met Standard	Acceptable					
TX	Texas Online Preparatory HS	Met Standard	Acceptable					
TX	Texas Online Preparatory Middle	Met Standard	Acceptable					
TX	Texas Virtual Academy	Not rated			NA	NA		
UT	Alianza Academy	Not rated			NA			
UT	Mountain Heights Academy	Overall Rating: F	Unacceptable	NA	52%	45%	60%	76%
UT	Provo eSchool	Overall Rating: ES-C, HS-Not Rated	Unacceptable					9%
UT	Utah Connections Academy	Overall Rating: ES-D, HS-F	Unacceptable	NA	NA		36%	42%
UT	Utah Online School ES	Overall Rating: C	Unacceptable					
UT	Utah Online School HS	Not Rated						
UT	Utah Virtual Academy	Overall Rating: ES-D, HS-F	Unacceptable	27%	31%	33%	34%	42%
UT	East Shore Electronic High	Not rated						
WA	Central Kitsap Online Academy	No overall Rating Available						
WA	Columbia Virtual Academy - Kettle Falls	No overall Rating Available		33%	50%			
WA	Columbia Virtual Academy - Lopez Island	No overall Rating Available						
WA	Columbia Virtual Academy - Onalaska	No overall Rating Available		13%	13%		75%	
WA	Columbia Virtual Academy - Orient	No overall Rating Available		NA	NA			
WA	Columbia Virtual Academy - Sultan	No overall Rating Available		NA	NA			
WA	Columbia Virtual Academy - Valley	No overall Rating Available						
WA	Columbia Virtual Academy - Walla Walla	Not rated		NA	NA			
WA	Explorer Academy	Not rated						
WA	Insight School of Washington - Quillayute District	No overall Rating Available		19%	19%			
WA	Internet Academy	No overall Rating Available						
WA	iQ Academy Washington	No overall Rating Available		40%	10%			
WA	Kelso Virtual Academy	No overall Rating Available		NA	40%			
WA	Kent Phoenix Academy	Not rated						
WA	Lewis River Academy	No overall Rating Available						
WA	Marysville On-Line Move Up Program	No overall Rating Available		27%	24%			
WA	Mid-Columbia Partnership Virtual School-Kennewick	No overall Rating Available		NA	100%			
WA	Northshore Online School	No overall Rating Available						
WA	Northwest AllPrep	Not rated						
WA	Oasis K-12	No overall Rating Available						
WA	Olympia Regional Learning Academy	No overall Rating Available		22%	NA			
WA	Three Rivers Home Link	No overall Rating Available		56%	92%			
WA	Vancouver Virtual Learning Academy	No overall Rating Available						
WA	Washington Virtual Academy Omak Elementary	No overall Rating Available		NA	NA			
WA	Washington Virtual Academy Omak High School	No overall Rating Available		NA	24%			
WA	Washington Virtual Academy Omak Middle School	No overall Rating Available		22%	NA			
WA	Yakima Online	No overall Rating Available						
WI	Advanced Learning Academy of Wisconsin	Not available for this school		NA	NA			
WI	Appleton eSchool	Alternative Rating, Satisfactory Progress	Acceptable	NA	NA			
WI	ARISE Virtual Academy	43.1, Fails to meet expectations	Unacceptable	NA	NA			63%
WI	Beloit Virtual School	Alternative Rating, Satisfactory Progress	Acceptable		NA			
WI	Bridges Virtual Academy	60, Meets Few Expectations	Unacceptable					76%
WI	Cameron Academy of Virtual Education	70.3, Meets Expectations	Acceptable	NA	NA			
WI	CRE8 Charter School	Alternative Rating, Needs Improvement	Unacceptable	NA	NA			
WI	Eachieve Academy	43.5, Fails to meet expectations	Unacceptable					
WI	eAchieve Elementary	51.5, Fails to meet expectations	Unacceptable					
WI	Gillett's Occupation and Leadership	Alternative Rating, Needs Improvement	Unacceptable	NA	NA			
WI	iForward	40.6, Fails to Meet Expectations	Unacceptable	22%	37%			48%
WI	Island City Virtual Academy	Alternative Rating, Satisfactory Progress	Acceptable	NA	NA			
WI	JEDI Virtual High School	Alternative Rating, Satisfactory Progress	Acceptable					
WI	Kenosha eSchool	43, Fails to meet expectations	Unacceptable	NA	NA			75%
WI	Link2Learn Virtual Charter School	Alternative Rating, Satisfactory Progress	Acceptable	NA	NA			
WI	Mighty River Academy of Virtual Education	Alternative Rating, Satisfactory Progress	Acceptable					
WI	Milwaukee Community Cyber High School	51.3, Fails to Meet Expectations	Unacceptable	NA	NA			76%
WI	Montello Virtual Charter School	Alternative Rating, Satisfactory Progress	Acceptable					
WI	Richland Online Academy	Alternative Rating, Needs Improvement	Unacceptable					
WI	Rural Virtual Academy	56.2, Meets Few expectations	Unacceptable	NA	NA			
WI	Spooner Area Virtual Education Academy	Not rated						
WI	St. Croix Academy of Virtual Education	Alternative Rating, Satisfactory Progress	Acceptable					
WI	Wauwatosa Virtual Academy	34, Fails to Meet Expectations	Unacceptable					
WI	Winconsin Virtual Academy 9-12	30.3, Fails to Meet Expectations	Unacceptable					61%
WI	Winconsin Virtual Academy K-8	51, Fails to Meet Expectations	Unacceptable					
WI	Wisconsin Connections Academy	73.8, Exceeds Expectations	Acceptable	NA	NA			59%
WI	Wisconsin Virtual Learning	56, Meets Few Expectations	Unacceptable	54%	84%			49%
WY	Campbell County Virtual School	Not available for this school		NA				
WY	Wyoming Connections Academy	Not rated						
WY	Wyoming e-Academy of Virtual Education	Not rated						
WY	Wyoming Virtual Academy	Not rated						

Appendix C2. Measures of School Performance: State Performance Ratings and
Graduation Rates for Full-Time Blended Learning Schools

State	School Name	2014-15		Graduation Rates				
		State Rating	State Standards	2011	2012	2013	2014	2015
AK	Fast Track Virtual	No Overall Rating Available		NA	21%		20%	21%
AZ	Alternative Computerized Education Charter High School	Not rated					37%	42%
AZ	Amphi Academy at El Hogar	No Current School Report Card Data Available						31%
AZ	Carpe Diem e-Learning Community	No Current School Report Card Data Available						54%
AZ	EdOptions High School Online	Not rated						17%
AZ	EdOptions HS Learning Center	No Current School Report Card Data Available						17%
AZ	EDUPRIZE Online Instruction	No Current School Report Card Data Available						
AZ	Florence Virtual Academy	Not rated		40%	81%	49%		45%
AZ	Gilbert Global Academy High School	No Current School Report Card Data Available					65%	44%
AZ	Hope High School Online	No Current School Report Card Data Available		20%	28%	11%		11%
AZ	Humanities and Sciences Academy Arizona	No Current School Report Card Data Available					38%	31%
AZ	Marana Distance Learning	No Current School Report Card Data Available		11%	12%	5%		29%
AZ	Mesa Distance Learning Program	No Current School Report Card Data Available		1%	0%	5%		
AZ	Pinnacle Virtual High School Tempe West	No Current School Report Card Data Available		26%	16%	20%		13%
AZ	Pvonline	No Current School Report Card Data Available					71%	86%
AZ	Red Rock Academy	No Current School Report Card Data Available					46%	47%
AZ	Scottsdale Online Learning	No Current School Report Card Data Available					48%	44%
CA	Capistrano Virtual School	Did not meet AYP	Unacceptable					
CA	Chaffey District Online High	Did Meet AYP	Acceptable					
CA	Delta Charter Online	Did not meet AYP	Unacceptable					
CA	Dunlap Leadership Academy	Did Meet AYP	Acceptable					
CA	EDUHSD Virtual Academy at Shenandoah	Did Meet AYP	Acceptable		92%			
CA	lhigh Virtual Academy	Did Meet AYP	Acceptable		NA			
CA	Juan Bautista De Anza Charter School	Did Meet AYP	Acceptable					
CA	Lancaster Alternative And Virtual Academies	Not rated						
CA	Moreno Valley Online Academy	Did Meet AYP	Acceptable					
CA	Pacific View Charter School - Humboldt	Did not meet AYP	Unacceptable					
CA	Pacific View Charter School - Oceanside Unified	Did not meet AYP	Unacceptable					
CA	Paradise eLearning Charter Academy	Did Meet AYP	Acceptable					
CA	Rivercrest Preparatory	Did Meet AYP	Acceptable					
CA	Rocketship Alma Academy	Did Meet AYP	Acceptable					
CA	Rocketship Brilliant Minds	Did Meet AYP	Acceptable					
CA	Rocketship Discovery Prep	Did Meet AYP	Acceptable					
CA	Rocketship Fuerza Community Prep	Did Meet AYP	Acceptable					
CA	Rocketship Los Suenos Academy	Did Meet AYP	Acceptable					
CA	Rocketship Mateo Sheedy Elementary	Did Meet AYP	Acceptable					
CA	Rocketship Mosaic Elementary	Did Meet AYP	Acceptable					
CA	Rocketship Redwood City	Not available for this school						
CA	Rocketship Si Si Puede Academy	Did Meet AYP	Acceptable					
CA	Rocketship Spark Academy	Did Meet AYP	Acceptable					
CA	San Francisco Flex Academy	Did Meet AYP	Acceptable					
CA	Snowline Virtual	Did Meet AYP	Acceptable					
CA	Tehama eLearning Academy	Did Meet AYP	Acceptable		NA			
CO	70 Online	No Overall Rating Available		NA	NA	31%		
CO	BOLT Academy	Not rated						
CO	Colorado Prep Academy	No Overall Rating Available						
CO	Denver Online High School	No Overall Rating Available		39%	46%	48%		
CO	Guided Online Academic Learning Academy	No Overall Rating Available		26%	19%	27%		
CO	Hope Online Learning Academy Elementary	No Overall Rating Available						
CO	Hope Online Learning Academy High School	No Overall Rating Available						
CO	Horizons K-8 School	Not rated		31%	29%	37%		
CO	Jeffco's 21st Century Virtual Academy 7-12	No Overall Rating Available		13%	17%	15%		
CO	Jeffco's 21st Century Virtual Academy K-6	No Overall Rating Available						
CO	Mountain View Virtual	No Overall Rating Available						
CO	Pathways Future Center School	No Overall Rating Available						
CO	PSD Global Academy	No Overall Rating Available		25%	28%	36%		
CO	Rocky Mountain Digital Academy	No Overall Rating Available						
CO	Springs Studio for Academic Excellence	No Overall Rating Available						
CO	The Classical Academy College Pathways	No Overall Rating Available		68%	73%	78%		
CT	Virtual Learning Academy - Middletown	Not rated						
CT	Virtual Learning Academy - Norwich	Not rated						
HI	Hawaii Technology Academy	No overall Rating Available						51%
HI	Kihei Public Charter School	No overall Rating Available						63%
HI	Myron B. Thompson Academy	No overall Rating Available						81%
IL	Pathways in Education HS	Not available for this school						
IN	Carpe Diem - Meridian	Overall Rating: D	Unacceptable					67%
IN	Carpe Diem - Northwest	Not available for this school						
IN	Carpe Diem - Shadeland	Not available for this school						
IN	Enlace Academy	Not available for this school						
IN	Hoosier Academy - Indianapolis	Overall Rating: C	Unacceptable	36%	36%		29%	
IN	Nexus Academy of Indianapolis	Not rated						
IN	Phalen Leadership Academy	Not rated						

State	School Name	2014-15		Graduation Rates				
		State Rating	State Standards	2011	2012	2013	2014	2015
KS	Andover eCademy	No overall Rating Available						51%
KS	Hugoton Learning Academy	No overall Rating Available						81%
MI	Armada Continuing Education Center	Red	Unacceptable					
MI	Blended Learning Academies Credit Recovery High School	Red; 382.7 EBRW Score Average	Unacceptable					
MI	Caro Alternative High School	Yellow	Acceptable					
MI	FlexTech Academy Oakland	Green	Acceptable					
MI	FlexTech High School	Yellow; 454.7 EBRW Score Average	Acceptable					
MI	Nexus Academy of Grand Rapids	Orange; 468.5 EBRW Score Average	Unacceptable					
MI	Nexus Academy of Lansing	Yellow; 492.2 EBRW Score Average	Acceptable					
MI	Nexus Academy of Royal Oak	Yellow; 468.5 EBRW Score Average	Acceptable					
MI	Stockbridge Alternative High School	Red	Unacceptable					
MI	Success - Belding	Green; 485 EBRW Score Average	Acceptable					
MI	Success - Escanaba	Yellow; 447.4 EBRW Score Average	Acceptable					
MI	Success - Grand Rapids: Alger Heights	Red; 416.5 EBRW Score Average	Unacceptable					
MI	Success - Grand Rapids: Fuller Ave	Yellow	Acceptable					
MI	Success - Howard City/Tri County	Yellow	Acceptable					
MI	Success - Lakeview	Yellow	Acceptable					
MI	Success - Menominee	Yellow; 430.8 EBRW Score Average	Acceptable					
MI	Success - St Louis	Red	Unacceptable					
MI	Success - Stanton/Central Montcalm	Yellow	Acceptable					
MI	Success - Three Rivers	Green; 446.8 EBRW Score Average	Acceptable					
MI	Success - Edmore/Montabella/Vestaburg	Not listed in state report cards						
MI	West Michigan Virtual - Battle Creek HS	Red; 415.3 EBRW Score Average	Unacceptable					
MI	West Michigan Virtual - Battle Creek MS	Yellow	Acceptable					
MN	North Branch PS Distance Learning Program	Not available for this school						57%
MN	Trio Wolf Creek Distance Learning	MMR: 31.19	Unacceptable	36%	23%	39%		33%
MN	Worthington VIBE	Not available for this school						10%
NJ	Merit Prep Charter School	No Current School Report Card Data Available						
NJ	Newark Prep Charter School	No Current School Report Card Data Available						
NM	Rio Rancho Cyber Academy	Overall Rating: A	Acceptable					84%
NM	Taos Cyber Magnet School	Overall Rating: C	Acceptable					38%
NV	Silver State Charter School	No Current School Report Card Data Available		61%	22%	22%		
OH	Canton City Digital Academy	No Overall Rating Available						68%
OH	Cleveland High School For The Digital Arts	No Overall Rating Available						
OH	Nexus Academy of Cleveland	No overall Rating Available						53%
OH	Nexus Academy of Columbus	No overall Rating Available						35%
OH	Nexus Academy of Toledo	No overall Rating Available						41%
OH	Virtual Schoolhouse	No overall Rating Available						20%
OR	Crater Lake Academy	No Overall Rating Available						
OR	Sheridan AllPrep Academy	No overall Rating Available		0%	6%	7%		
OR	Silvies River Charter School	No overall Rating Available						
OR	Winter Lakes Virtual Academy	No overall Rating Available						
RI	Blackstone Valley Prep Elementary	Composite Index Score: 76	Acceptable					
RI	Blackstone Valley Prep Elementary 2	Composite Index Score: 88	Acceptable					
RI	Blackstone Valley Prep High School	Composite Index Score: 84.4	Acceptable					
RI	Blackstone Valley Prep Mayoral Academy	Not rated						
RI	Blackstone Valley Prep Middle School	Composite Index Score: 91: Commended	Acceptable					
RI	Highlander Charter School	Composite Index Score: 40	Acceptable					
RI	Shelia Skip Nowell Leadership Academy	Composite Index Score: 25.7	Acceptable					
RI	Village Green Virtual	Composite Index Score: 69.3	Acceptable					93%
TN	Pathways in Education - Frayser Campus	No current School Report Card Data Available						4%
TN	Pathways in Education - Whitehaven Campus	No current School Report Card Data Available						5%
TN	Rocketship Northeast Elementary	No current School Report Card Data Available						
UT	Alpine Online School	Overall Rating: D	Unacceptable					
UT	Online School - Davis District	Not available for this school						
UT	Uintah Online School	Not available for this school						
UT	Washington County Online High School	Not rated					59%	
UT	Washington County Online School	Not rated						
WA	Edmonds eLearning Academy	No overall Rating Available						
WI	21st Century eSchool	Alternative Rating, Satisfactory Progress	Acceptable	NA	NA			
WI	Elkhorn Options Virtual Charter School	Alternative Rating, Satisfactory Progress	Acceptable					
WI	George D. Warriner High School for Personalized Learning	59.1, Meets Few Expectations	Unacceptable	NA	NA			95%
WI	George D. Warriner Middle School	58.6, Meets Few Expectations	Unacceptable	NA	NA			
WI	Hayward Center for Individualized Learning	61, Meets Few Expectations	Unacceptable	NA	NA			
WI	KM Global Charter School for Leadership and Innovation	76.7, Exceeds expectations	Acceptable	NA	NA			
WI	Rocketship Southside Community Prep	72.1, Meets Expectations	Acceptable					

**Appendix D. States' Assessment System, School Performance Ratings
Summarized by States for their Full-Time and Blended Learning Schools**

State	2015-16 Measures Included in State Accountability System	Included in Analysis?	Determination of Acceptable and Unacceptable	Number of Acceptable, Unacceptable, and Not Rated Full-time Virtual Schools	Number of Acceptable, Unacceptable, and Not Rated Blended Learning Schools
AK	Accountability System on Hold https://education.alaska.gov/reportcardtothepublic/	No	Not applicable	Not applicable	Not applicable
AR	<ul style="list-style-type: none"> • How well students are performing in math and English/Language Arts on state assessments. • Whether students in the school are meeting annual expected growth in math and English/Language Arts. • Whether high school students are graduating on time. • Whether students who receive additional educational services are graduating from high school at a similar rate to other students. • Whether there are large differences or gaps between the achievement levels among students, especially students who receive additional educational services. • Whether a school is performing above expectations. https://adedata.arkansas.gov/arc/Default.aspx	Yes	Acceptable = A, B Unacceptable = C, D, F	Acceptable= 1/3 (33.33%) Unacceptable= 2/3 (66.66%)	Not applicable
AZ	No current school report card data available https://www.azreportcards.com/	No	Not applicable	Not applicable	Not applicable
CA	Accountability System on Hold, but AYP data was used for this report http://www.cde.ca.gov/ta/ac/sa/index.asp	Yes	Acceptable= Met AYP Unacceptable= Did not meet AYP	Acceptable= 20/57 (35.09%) Unacceptable= 33/57 (57.89%) Not Rated= 4/57 (7.02%)	Acceptable= 21/26 (80.77%) Unacceptable= 4/26 (15.38%) Not Rated= 1/26 (3.85%)
CO	Accountability System on hold http://www.cde.state.co.us/schoolview/performance	No	Not applicable	Not applicable	Not applicable

DC	<ul style="list-style-type: none"> • DC-CAS accountability score (includes growth measure • Graduation rates • Subgroup performance http://www.learnDC.org/schoolprofiles/view	Yes	Acceptable= Reward, Rising, Developing Unacceptable= Focus, Priority	Acceptable= 1/1 (100%)	Not applicable
FL	<ul style="list-style-type: none"> • Achievement, learning gains, and learning gains of the lowest 25% for ELA, Math, Science and Social Studies. • Graduation rate • Acceleration success (high school: AP, IB, AICE, dual enrollment or industry certification; middle school: EOCs or industry certification) http://schoolgrades.fl.doe.org/	Yes	Acceptable = A, B Unacceptable = C, D, F	Acceptable= 16/45 (35.56%) Unacceptable= 9/45 20% Not Rated= 20/45 (44%)	Not applicable
GA	<ul style="list-style-type: none"> • Achievement • Progress • Achievement Gap https://schoolgrades.georgia.gov/	Yes	Acceptable= A, B, C Unacceptable= D, F	Acceptable= 0/2 (0%) Unacceptable= 2/2 (100%)	Not applicable
HI	No overall rating available Data available for: <ul style="list-style-type: none"> • Achievement • Growth • Readiness • Achievement gap http://www.hawaiipublicschools.org/VisionForSuccess/AdvancingEducation/StriveHIPerformanceSystem/Pages/home.aspx	No	Not applicable	Not applicable	Not applicable
IA	<ul style="list-style-type: none"> • Proficiency • College and career-ready growth • Closing achievement gap-minority students (within school and against state average) • Annual expected growth • Closing achievement gap-students with disabilities, FRL, ELL • College and career readiness • Graduation rate • Attendance • Staff retention • Parent involvement and teacher survey http://reports.educateiowa.gov/schoolreportcard/home/index/~	Yes	Not determined due to lack of rated schools	Acceptable= 0/4 (0%) Unacceptable= 0/4 (0%) Not Rated= 4/4 (100%)	Not applicable
ID	No overall rating available Data available for: <ul style="list-style-type: none"> • Student performance by group is available for ELA, Math, and Science http://apps.sde.idaho.gov/ReportCard/SchoolYear/22	No	Not applicable	Not applicable	Not applicable

IL	<p>No overall rating available</p> <p>Data available for:</p> <ul style="list-style-type: none"> • Academic success in ELA and Math • Success by student group • College and career readiness • Graduation rate • Teacher retention <p>http://www.illinoisreportcard.com/</p>	No	Not applicable	Not applicable	Not applicable
IN	<ul style="list-style-type: none"> • Performance Score: English Language Arts Score, Mathematics Score • Growth Score: English Language Arts Score, Mathematics Score • Multiple Measures Score: Graduation Score, College & Career Readiness Score <p>http://www.doe.in.gov/accountability/indiana-student-centered-accountability</p>	Yes	<p>Acceptable= A, B</p> <p>Unacceptable= C, D, F</p>	<p>Acceptable= 0/4 (0%)</p> <p>Unacceptable= 3/4 (75%)</p> <p>Not Rated= 1/4 (25%)</p>	<p>Acceptable= 0/5 (0%)</p> <p>Unacceptable= 2/5 (40%)</p> <p>Not Rated= 3/5 (60%)</p>
KS	<p>No overall rating available</p> <p>http://ksreportcard.ksde.org/</p>	No	Not applicable	Not applicable	Not applicable
LA	<ul style="list-style-type: none"> • Grades 3-8 Assessments on Track • End of Course Exams on Track • ACT: Average Score • Graduates Earning 18 and Above on ACT or Silver and Higher on WorkKeys Certificates • Students Graduating in Four Years with a Diploma • Graduates Scoring 3+ on Advanced Placement Test or 50+ on CLEP • Graduates Earning TOPS-aligned Dual Enrollment Credit • Students Enrolling in College after Graduating • Progress with students who struggled academically <p>http://www.louisianabelieves.com/data/reportcards/</p>	Yes	<p>Acceptable= A, B</p> <p>Unacceptable= C, D, F</p>	<p>Acceptable= 0/5 (0%)</p> <p>Unacceptable= 5/5 (100%)</p>	Not applicable

MA	<ul style="list-style-type: none"> • ELA, Math & Science proficiency gap narrowing • ELA & Math growth (SGP) • Annual Dropout rate • Cohort Graduation rate http://www.mass.gov/edu/government/departments-and-boards/ese/programs/accountability/reports/school-and-district-reports.html	Yes	<p>Acceptable= Commendation, Level 1, Level 2</p> <p>Unacceptable= Level 3, Level 4, Level 5</p>	<p>Acceptable= 0/2 (0%)</p> <p>Unacceptable= 2/2 (100%)</p>	Not applicable
MI	<ul style="list-style-type: none"> • Proficiency in ELA, Mathematics, Social Studies and Science for all students, the bottom 30%, minority groups, economically disadvantaged, and students with disabilities • Attendance or Completion rate • Educator evaluations • Compliance Factors https://www.mischooldata.org/DistrictSchoolProfiles/ReportCard/AccountabilityScorecard/AccountabilityScorecard.aspx	Yes	<p>Acceptable= Green, Lime, Yellow</p> <p>Unacceptable= Orange, Red</p>	<p>Acceptable= 27/50 (54%)</p> <p>Unacceptable= 22/50 (44%)</p> <p>Not Rated= 1/50 (2%)</p>	<p>Acceptable= 14/21 (66/67%)</p> <p>Unacceptable= 7/21 (33.33%)</p>
MN	<ul style="list-style-type: none"> • Proficiency: weighted percentage of subgroups reaching targets • Growth: average growth z-score • Achievement gap reduction • Graduation: weighted percentage of subgroups reaching targets http://rc.education.state.mn.us/	Yes	<p>Acceptable= 60-100 points</p> <p>Unacceptable= 0-59 points</p>	<p>Acceptable= 1/15 (6.67%)</p> <p>Unacceptable= 9/15 (60%)</p> <p>Not Rated= 5/15 (33.33%)</p>	<p>Acceptable= 0/3 (0%)</p> <p>Unacceptable= 1/3 (33.33%)</p> <p>Not Rated= 2/3 (66.66%)</p>
MO	<p>No overall rating</p> <p>Data available for:</p> <ul style="list-style-type: none"> • Enrollment, attendance, students eligible for free or reduced-price lunch, graduation rate, dropout rate, where graduates go, placement rates for CTE students, staffing ratios, years of experience of professional staff, professional staff with advanced degrees, average teacher salaries, Missouri Assessment Program results, ACT results, disciplinary actions, ESEA-Annual Measurable Objective https://mcds.dese.mo.gov/guidedinquiry/School%20Report%20Card/School%20Report%20Card.aspx#P668c4e48592e4ed2b0ed735f266d1998_7_1238iT16	No	Not applicable	Not applicable	Not applicable

NH	No current data available https://my.doe.nh.gov/profiles/profile.aspx?s=28605&year=2016	No	Not applicable	Not applicable	Not applicable
NJ	No overall rating No other data available as data for 2015-16 not published at time of this report https://homeroom5.doe.state.nj.us/pr/	No	Not applicable	Not applicable	Not applicable
NM	<ul style="list-style-type: none"> • Student performance • School growth • Growth of higher performing students • Growth of lowest performing students • Opportunity to learn • Graduation • Career and College Readiness • Bonus points for student and parent engagement http://aae.ped.state.nm.us/	Yes	Acceptable= A, B, C Unacceptable= D, F	Acceptable= 0/3 (0%) Unacceptable= 3/3 (100%)	Acceptable= 2/2 (100%) Unacceptable= 0/2 (0%)
NV	Accountability system on hold http://nevadareportcard.com/di/	No	Not applicable	Not applicable	Not applicable
OH	No overall rating Data available for: <ul style="list-style-type: none"> • Achievement • Gap closing • Progress • K-3 literacy • Graduate rate • Prepared for success http://reportcard.education.ohio.gov/Pages/default.aspx	No	Not applicable	Not applicable	Not applicable
OK	<ul style="list-style-type: none"> • Student growth • Student performance http://afreportcards.ok.gov/	Yes	Acceptable= A+, A, A-, B+, B, B-, C+, C, C- Unacceptable= D+, D, D-	Acceptable= 2/13 (15.38%) Unacceptable= 9/13 (69.23%) Not Rated= 2/13 (15.38%)	Not applicable

OR	<p>Accountability system on hold-No overall rating</p> <p>Data available for:</p> <ul style="list-style-type: none"> • Student performance overall and by subgroup for ELA, Math, and Science <p>http://www.ode.state.or.us/data/reportcard/reports.aspx</p>	No	Not applicable	Not applicable	Not applicable
PA	<ul style="list-style-type: none"> • Indicators of academic achievement • Indicators of closing the achievement gap • Indicators of academic growth • Other academic indicators • Extra credit for Advanced Placement <p>http://www.paschoolperformance.org/SelectCounty#</p>	Yes	<p>Acceptable= Open Blue Triangle, Closed Lt Blue Triangle, Green Square</p> <p>Unacceptable= Upside Down Yellow Triangle, Upside Down Open Red Triangle</p>	<p>Acceptable= 0/17 (0%)</p> <p>Unacceptable= 17/17 (100%)</p>	Not applicable
RI	<ul style="list-style-type: none"> • Percent that meets expectations (proficiency) for ELA and Math • Performance gaps or gap closure for ELA and Math • Student Growth for ELA and Math (EL/MS only) • High school graduation rate <p>http://www.eride.ri.gov/eride40/reportcards/16/Schools.aspx</p>	Yes	<p>Acceptable= Commended, not focus/priority (most schools do not receive a classification)</p> <p>Unacceptable= Focus, Priority</p>	Not applicable	<p>Acceptable= 7/7 (100%)</p> <p>Unacceptable= 0/7 (0%)</p>
SC	<p>No overall ratings available</p> <p>Data available for:</p> <ul style="list-style-type: none"> • Different indicators of “Knowledge, Outcomes, and Opportunities” <p>http://ed.sc.gov/data/report-cards/state-report-cards/2016/</p>	No	Not applicable	Not applicable	Not applicable
SD	<p>No overall ratings available</p> <p>Data available for:</p> <ul style="list-style-type: none"> • Student achievement (Math and ELA) • HS completion • College & Career Readiness • EL/MS: Academic growth <p>http://doe.sd.gov/reportcard/</p>	Yes	<p>Acceptable= 50-100 points</p> <p>Unacceptable= 0-50 points</p>	<p>Acceptable= 0/2 (0%)</p> <p>Unacceptable= 2/2 (100%)</p>	Not applicable

TX	<ul style="list-style-type: none"> • Student achievement • Student progress • Closing performance gaps • Postsecondary readiness https://rptsvr1.tea.texas.gov/perfreport/src/2016/campus.srch.html	Yes	Acceptable= Met Standard, Met Alternative Standard Unacceptable= Improvement Required	Acceptable= 4/5 (80%) Unacceptable= 1/5 (20%)	Not applicable
UT	<ul style="list-style-type: none"> • Academic proficiency • Academic growth • College and career readiness (HS) • Participation rates https://datagateway.schools.utah.gov/Accountability/SchoolGrades/2016	Yes	Acceptable= A, B Unacceptable= C, D, F	Acceptable= 0/6 (0%) Unacceptable= 5/6 (83.33%) Not Rated= 1/6 (16.67%)	Acceptable= 0/2 (0%) Unacceptable= 1/2 (50%) Not Rated= 1/2 (50%)
WA	No overall rating available <ul style="list-style-type: none"> • ELA, Math, and Science performance data available http://reportcard.ospi.k12.wa.us/Summary.aspx?domain=WaKIDS&year=2015-16&groupLevel=District&schoolId=1&reportLevel=State&yrs=2015-16&gradeLevelId=3&wasCategory=1	No	Not applicable	Not applicable	Not applicable
WI	<ul style="list-style-type: none"> • Student achievement • Student growth • Closing gaps • On-track and postsecondary readiness • Student engagement https://dpi.wi.gov/accountability/report-cards	Yes	Acceptable= Significantly exceeds expect- ations, Exceeds expectations, Meets expecta- tions, Satisfactory (Alternative Rating) Unacceptable= Meets few expect- ations, Fails to meet expectations, Needs improvement (Alternative Rating)	Acceptable= 10/25 (40%) Unacceptable= 15/25 (60%)	Acceptable= 4/7 (57.14%) Unacceptable= 3/7 (42.86%)
WY	Students attending virtual schools in Wyoming are not separated out from the brick and mortar schools they would normally attend, therefore, there are no performance data of any kind available for this state. A report of all virtual student performance is available that includes students ranging from taking one class to taking all classes virtually and does not separate data out by school: http://legisweb.state.wy.us/InterimCommittee/2016/04-09192016AppendixQ.pdf	No	Not applicable	Not applicable	Not applicable